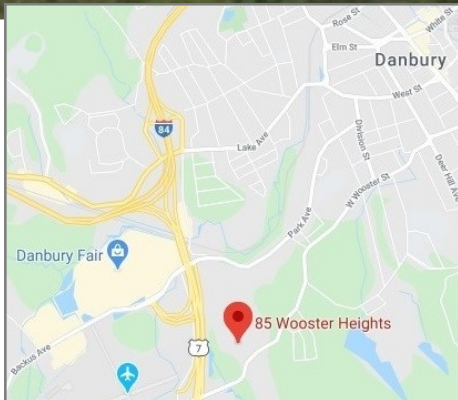






**Danbury
Proton**
Serving patients across the Northeast



**A \$96 million, revolutionary Proton Therapy
cancer treatment center coming to 85 Wooster Heights.**

DanburyProton.com



Good news for Danbury and the region!

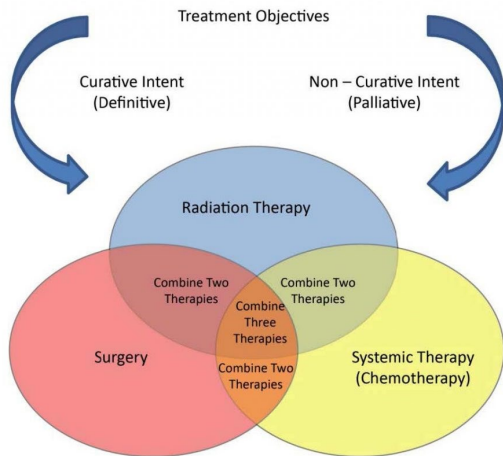
The Need

It's very likely that you have a relative, friend, neighbor or co-worker who has struggled with some kind of cancer. Perhaps you've experienced cancer yourself. On a visceral, gut level, we all "wish" that all forms of cancer would be eradicated quickly and permanently. While remarkable medical advances have been (and are being) made, and many people have modified their lifestyles to avoid certain cancers, the sobering reality is that cancers remain major life-threatening health challenges.

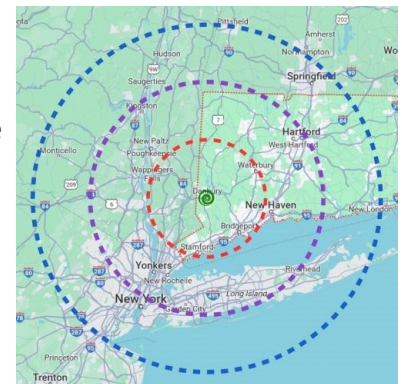


There are three basic ways to treat cancer: surgery, chemotherapy and radiation. Within the realm of radiation, proton therapy is a growing field.

Past research indicates that a 50-mile radius is the primary service area for a proton therapy center. The proposed Danbury Proton treatment center is close to the Connecticut-New York border and about 60 miles from midtown Manhattan and Hartford.



Given the high population density and transportation infrastructure within a 50-mile radius of the proposed center (over 15,000,000 people):



- The number of new cancer cases/year is estimated to be 37,500 people.
- Of that number, ~60% (22,500) would likely be eligible for radiation therapy.
- Of that number, ~20% (4,500) would likely be eligible for proton therapy.

The demographics of this 50-mile radius also lead us to believe that the effects of population aging will increase the annual number of cancer cases in the foreseeable future.



Currently, the closest proton therapy centers are in Boston and New York City. Patient demand for proton therapy significantly exceeds the capacity of these existing centers. Add the fact that proton therapy is a growing trend in cancer care, and that there are many other medical applications for proton therapy, it's understandable why the Danbury Proton treatment center is being proposed.

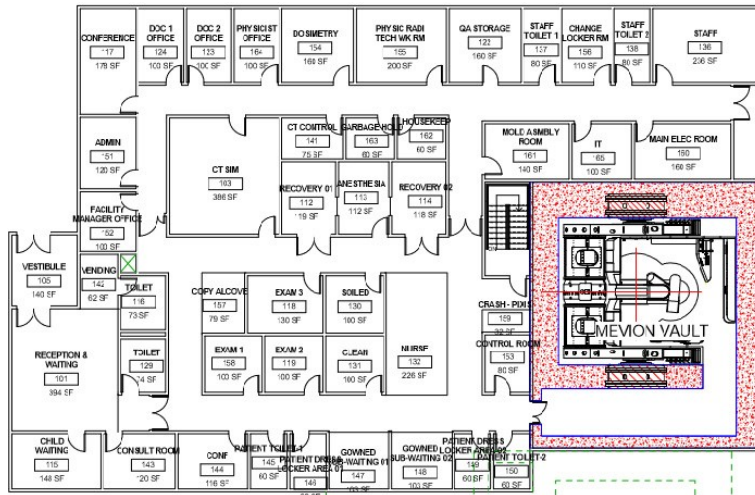
When Danbury Proton is operational, we anticipate that many patients will experience the positive life-changing, and possibly life-saving, results. That's what gives us the vision, inspiration, enthusiasm, motivation and perseverance to pursue this new project. Life is a precious gift; we want to perpetuate it and improve the quality of living.



The Team

Danbury Proton's Development and Operations Team is world class, from building design to construction, medical equipment, medical director, physics director, finance director and facilities director. Our design team has extensive experience with 27 proton therapy treatment centers across the USA and internationally.

The Facility



As planned, Danbury Proton will be a futuristic "green" 14,400 sq. ft. facility with a single proton therapy treatment room. Capacity for a second treatment room (if and when needed) is built into the design.

We anticipate creating 100 construction jobs over a two-year period. Once operational, Danbury Proton will be staffed by an estimated 32 full-time equivalent employees, including radiation oncologists, medical physicists, radiation therapists, medical support and administrative staff.

The facility will be located at 85 Wooster Heights in Danbury, a mixed-use development property adjacent to Route 7 and Danbury Municipal Airport, close to I-84 and three miles from Danbury Hospital.

The Technology

Based in Littleton, Massachusetts, Mevion Medical Systems was founded in 2004 with a mission to create smaller, lower-cost proton therapy technology, thereby improving accessibility and advancing the treatment of cancer. Thus far, the FDA-approved, compact, revolutionary Mevion S250i system to be installed at Danbury Proton has been installed at many U.S. proton centers in Florida, Missouri, New Jersey, Ohio, Oklahoma, Utah and Washington DC. Several more centers are in the planning stage.

The revolutionary Mevion S250i with Hyperscan and Adaptive Aperture™ delivers high quality, robust pencil beam scanning for Intensity Modulated Proton Therapy. The patented Adaptive Aperture can automatically tailor beam characteristics to match a tumor at any spot and depth. The benefits are a sharper penumbra that eliminates dose uncertainty and delivers less radiation to healthy tissues. It is ideal for treating shallow pediatric or brain tumors, where small spot sizes are difficult to achieve.



The Therapies

Proton therapy is a powerful, practical, proven and non-invasive cancer-fighting tool that is growing across the United States and around the world. It was first used to treat patients in 1954, and received FDA approval in 1988. Unlike traditional radiation which uses photons, or x-rays, protons can deliver nearly all of their energy within a tumor. This protects healthy tissue and sensitive organs, resulting in few to no side effects. Proton therapy also offers patients a higher quality of life during and after treatment.

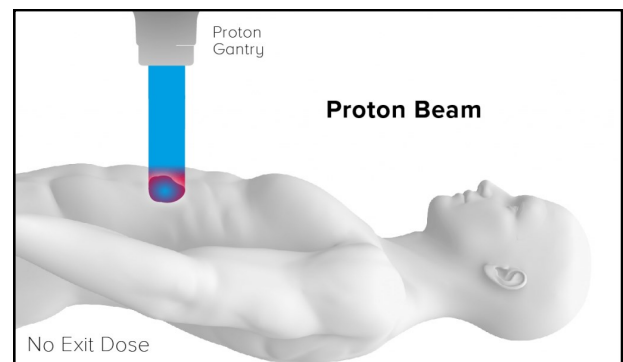
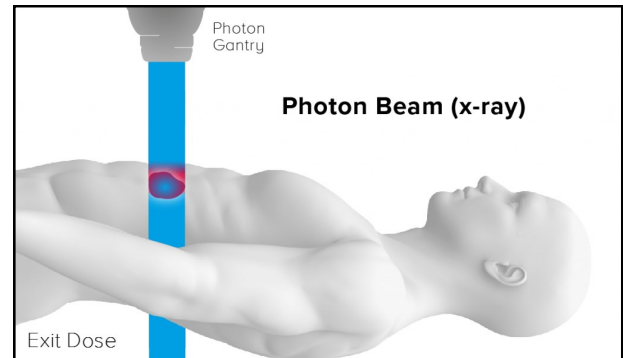
Due to these advantages, proton therapy has become a preferred treatment option for patients with cancerous tumors, especially those in sensitive locations such as near the brain, spine, heart and eye.

The advantage of proton therapy comes from a phenomenon known as the Bragg Peak. Unlike photons, protons can be charged to reach the exact depth where a tumor is located, then stop. Virtually no proton radiation continues past the tumor site.

In recent years, proton therapy equipment advances have made proton therapy a growing, powerful, practical and proven cancer-fighting tool. Today, common proton therapy treatment areas include bladder, brain, breast, craniospinal, eye, gastrointestinal, genitourinary, gynecological, head and neck, intracranial, liver, lung, lymphoma, pancreatic, pediatric patients and prostate.

The illustrations on the above right show how x-rays go “through” the cancer and can harm surrounding healthy tissues. Proton beams target the cancer tissue without spreading to adjacent healthy tissues.

Protons deposit their full energy directly into the



The Results



Proton therapy is growing worldwide because it is working!

Please visit our website, DanburyProton.com, for links to websites, videos and articles that will encourage and inspire you. The best is yet to come!



Thanks for your interest! Since our facility does not yet exist, please call KEEP IN TOUCH at 860.871.6500, fax 860.872.3468 or email info@DanburyProton.com. We invite you to subscribe to our e-newsletter on the DanburyProton.com home page and communicate on social media:

